

Welcome to the VE and VJ History Challenge.

On the 8th May the Nation will come together to celebrate 75 years since VE day know as Victory over Europe, but the war continued in Japan until August VJ day announced the end of World War Two.

On page 6 of this PowerPoint there will be a series of tasks, some long, some short, some easy and some more difficult. You can decide which tasks you want to do. The more tasks you do the more stamps you will achieve.

Challenge one is compulsory.

VE DAY

75TH ANNIVERSARY

8 May 2020

WHAT'S IMPORTANT ABOUT MAY 8TH?

This year, the May Bank Holiday is being moved to mark the **75th Anniversary of VE Day**.

It is a day to remember the contribution of British, Commonwealth and Allied armed forces during WWII, including those on the Home Front.

It's also an opportunity to pay **tribute** to those who have served and continue to serve in the UK Armed Forces.



A National Holiday



“Hostilities will end officially at one minute after midnight tonight, but in the interests of saving lives the “Cease fire” began yesterday to be sounded all along the front, and our dear Channel Islands are also to be freed today.”

Winston Churchill



“Let us remember those who will not come back...let us remember the men in all the services, and the women in all the services, who have laid down their lives. We have come to end of our tribulation and they are not with us at the moment of our rejoicing.”

King George VI

Millions of people lost their lives

18,000,000

18 million service personnel killed

45,000,000

45 million civilians killed

67,000

67 thousand killed in air raids in the UK



Civilian: a person who served on the Home Front



Service personnel: people serving in the armed forces

WHAT WAS VE DAY?



Victory in Europe: 8th May 1945!

After six years of devastating war, Germany signed an unconditional surrender on **7th May 1945**. Finally, the war in Europe was at an end.

Interrupting its usual programming, the BBC broadcasted to the nation that the war in Europe was over and that the next day (8th May) would be a public holiday known as **VE Day**.

Huge crowds gathered in public spaces. This is Trafalgar Square, in London. There were more celebrations around the world, from the USA to Australia.

[Watch the video clip about VE day](https://www.youtube.com/watch?v=CdpqhxD8&feature=youtu.be)
<https://www.youtube.com/watch?v=CdpqhxD8&feature=youtu.be>

THE WAR ENDED IN EUROPE, BUT NOT ELSEWHERE

VE Day marked the end of conflict in Europe, but not the end of hardship. People still had family members serving abroad or confined in prisoner of war camps.

Many servicemen were sent to the Pacific to continue to fight. The war in the Pacific would continue until August 1945. Rationing in Britain would continue until 1954.

However, VE Day marked the point that people across Europe could begin to rebuild their lives.



Challenge key: **Red is easy**, **orange is moderate**, **green is challenging**, **Purple is super challenging**. All tasks are hyperlinked to their page.

<p>1-What is VE day and how did it happen? Watch the video about VE in London. Answer the questions on pages 7-14</p>	<p>2- The Dan Snow VE Creative Competition. Think about how you would tell the story of VE Day today. Poster, poem, play. https://ve-vjday75.gov.uk/dan-snows-ve-day-challenge/</p>	<p>3- Make your own bunting. There are templates on pages on pages 15-17 to print or you can design your own.</p>	<p>4- Is modern day Britain the same as Wartime Britain? Divide the statements. page 18-19</p>	<p>5- Create a poster to represent VE day. You can use your own template or templates are available on https://ve-vjday75.gov.uk/toolkit/</p>	<p>6- Watch the BBC at 3pm to hear Winston Churchill's victory speech and at 9pm to hear the Queen's speech.</p>
<p>7.Watch Mervyn's story. Listen to his story about invading Japan. 4 minutes https://ve-vjday75.gov.uk/veterans_stories/</p>	<p>8- Join in the Nationwide sing-along of Vera Lynn's 'We'll meet again' at 9pm 8th May. https://www.britishlegion.org.uk/stories/ve-day-singalong</p>	<p>9- Bake a genuine 1940s Wartime VE day recipe. There are a range for you to pick from. I'm going to try the carrot scones. Pages 20-24</p>	<p>10- What are the 9 things that you should know about VE day. Read through the 9 points and summarise them. https://www.english-heritage.org.uk/visit/inspire-me/ve-day/nine-things/</p>	<p>11- What are the 10 things that you should know about D day. Read through the 9 points and summarise them. https://www.iwm.org.uk/history/the-10-things-you-need-to-know-about-d-day</p>	<p>12- Create a VE day party menu page 25. Have a VE celebration in your garden. Have cakes, bunting and music. Remember social distancing rules.</p>
<p>13- Watch Margaret's story about her working for Churchill in underground war cabinet. https://ve-vjday75.gov.uk/veterans_stories/</p>	<p>14- Make some cupcakes to celebrate VE day. page 26</p>	<p>15- Learn a wartime dance. Be creative and may be make a video. Page 27</p>	<p>16- Find out more about the spies and soldiers that served during World War 2. https://www.english-heritage.org.uk/visit/inspire-me/ve-day/ page 28</p>	<p>17- Create a diary about how you would feel on VE Day. Page 29</p>	<p>18- Watch historian Dan Snow's live lessons 4pm Monday, Wednesday and Friday about VE day. https://www.youtube.com/channel/UC88lvYe7aHZmcvzvubDFRg/videos</p>
<p>19- Compare the Messerschmitt to the Spitfire, which would you have preferred to fly in? Page 30-32</p>	<p>Day 20 – Play the interactive comic novel is based on true-events from World War Two. https://www.bbc.co.uk/teach/tell-me-your-secrets/zdwd382</p>	<p>21- Complete the worksheet, how would a prisoner of war feel about VE day. Page 33 For more information visit https://www.iwm.org.uk/history/growing-up-in-the-second-world-war</p>	<p>22- Complete the worksheet, how would children feel about VE day. Page 34 For more information visit https://www.forces-war-records.co.uk/prisoners-of-war-of-the-japanese-1939-1945</p>	<p>23- Watch the video about the life on children during the Blitz. Make a diary entry of an average day after you have watched the video. https://www.youtube.com/watch?v=4idj7fl6OZg</p>	<p>24- Watch the video about rationing during WW2. Write down a possible meal plan for the day. Compare life then to now. https://www.youtube.com/watch?v=Duo1CYsPf_M</p>

Answer the following questions about VE day. Slides 7-10

1. When did the war begin?
2. What does “VE” stand for?
3. VE signalled the end of the war in Europe only. What happened next outside of Europe?
4. At the time of VE Day, were people aware of the atrocities that had occurred during the war?
5. What key events were shaped by the end of WW2?
6. Why was it important that Princess Elizabeth joined the Armed Services during the war?
7. Why did the Queen say that she was glad that Buckingham Palace had been bombed?
8. Churchill thanked the nation on VE day, stating that the victory belonged to ‘the Great British nation as a whole’.
9. How did British people at home help the war effort?

VE DAY: HOW IT HAPPENED



TELEGRAM - IMMEDIATE

Victory in Europe: 8th May 1945!

After six years of devastating war, Germany signed an unconditional surrender on **7th May 1945**. Finally, the war in Europe was at an end.

Interrupting its usual programming, the BBC broadcasted to the nation that the war in Europe was over and that the next day (8th May) would be a public holiday known as **VE Day**.

100-AB

[Back to page](#)
[before challenges](#)

VE DAY: HOW IT HAPPENED

As the news spread around the country, people immediately began to celebrate, dancing in the street with joy.

On the 8th of May, communities all over Britain came together to celebrate VE Day with street parties, parades and religious services.



[Back to page](#)
[before challenges](#)

VE DAY: HOW IT HAPPENED

During the war Princess Elizabeth enlisted in the Women's Auxiliary Territorial Service, training as a mechanic and military truck driver. She was the first female royal to join the Armed Services as a full time member.

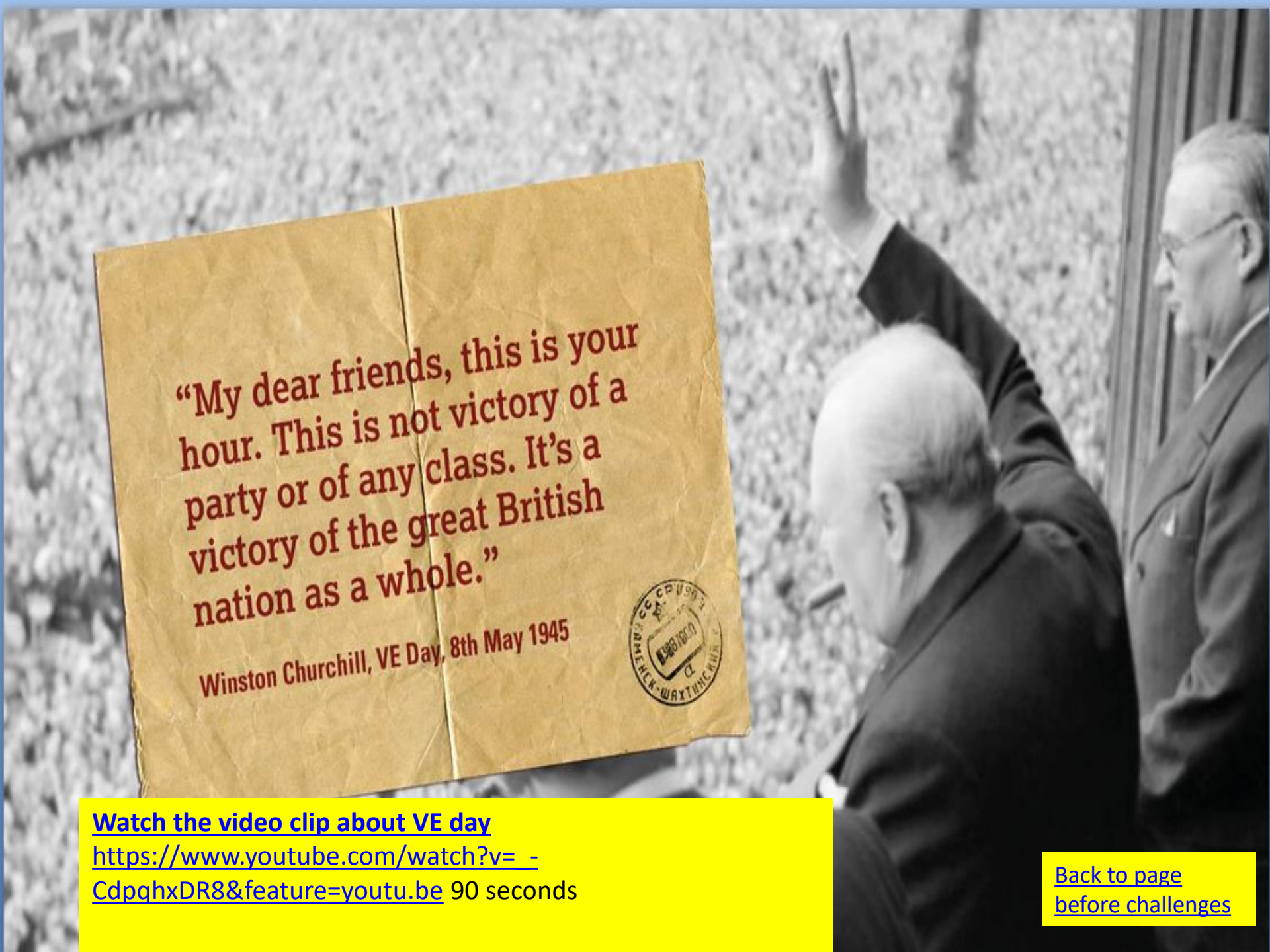
The King and Queen remained in London during the war and when Buckingham Palace was bombed the Queen famously said:

"I am glad. I can now look the East End in the face."

On VE day Princess Elizabeth proudly wore her uniform as the official Peace Declaration was announced by Prime Minister Winston Churchill in front of huge crowds.



[Back to page
before challenges](#)



“My dear friends, this is your hour. This is not victory of a party or of any class. It’s a victory of the great British nation as a whole.”

Winston Churchill, VE Day, 8th May 1945



[Watch the video clip about VE day](https://www.youtube.com/watch?v=-CdpqhxDR8&feature=youtu.be)

<https://www.youtube.com/watch?v=-CdpqhxDR8&feature=youtu.be> 90 seconds

**[Back to page](#)
[before challenges](#)**

VE Day - 8th May 1945: A National Holiday



“ Hostilities will end officially at one minute after midnight to-night...
...the German war is therefore at an end.

Winston Churchill



How do you think people felt hearing those words?



Was the war over for everyone?



Key things to remember:

- World War two had been going on for 6 years
- 85 million people, worldwide had died as a consequence of World War Two
- In the UK alone, 450,900 died as a consequence of World War Two – this figure includes civilians and the military
- Rationing had been introduced – people had not been able to buy their normal food since 1940. Butter, eggs, meat, sweets, chocolate, and even clothes had been rationed.
- Children had been separated from their parents if they lived in large cities and sent to live with strangers in the countryside or even overseas.
- Bombing of cities (and even areas like Haverhill) meant that people lived in constant fear of attack.
- Soldiers were separated from their families for months at a time, never knowing if they would return.
- Prisoners of war had been captured and in many cases had been tortured whilst imprisoned.

Answer the following questions about VE day. Whilst watch the video about VE day in London.

<https://youtu.be/NEavcsrMoMw>

1. Describe the scenes in London when Victory in Europe was announced. 10 lines
2. Who are the four royal people on the balcony at around 5 minutes into the film?
3. Who joins them in the balcony the second time you see them around 5 mins 30 seconds into the film?
4. How do you think people will feel. There are still 40 million people displaced in Europe and millions have died. Write a balanced paragraph.

Soldiers returned home with memories of war and conflict

- For those soldiers who survived and returned home at the end of the war, it wasn't all about celebration.
- Many were very distressed about what they had seen and experienced during the war.
- Those returning home included surviving Prisoners of War (POWs) – soldiers who had been captured by enemies (135,000 POWs returned home to the UK from Europe) .
- Soldiers from all of the allied countries were returning home to their home countries as well.

Activity:

1. How do you think returning soldiers felt about coming home?



BUNTING TEMPLATE

1/ CUT OUT AS MANY PENNANTS AS YOU NEED

2/ CUT ALONG DASHED LINES TO INSERT STRING



Department for
Digital, Culture,
Media & Sport

[Back to page
before challenges](#)



BUNTING TEMPLATE


1/ CUT OUT AS MANY PENNANTS AS YOU NEED

2/ CUT ALONG DASHED LINES TO INSERT STRING



Department for
Digital, Culture,
Media & Sport

[Back to page
before challenges](#)



Fold this area over your ribbon, twine etc.

Fold this area over your ribbon, twine etc.

VE Day 75:
Virtual tea party bunting

Second World War: historical enquiry

You are going to think about the similarities and differences between life in wartime Britain and life in Britain today.

Read each statement about life during the war carefully.

[Back to page
before challenges](#)

decide whether or not each statement is still true of Britain today

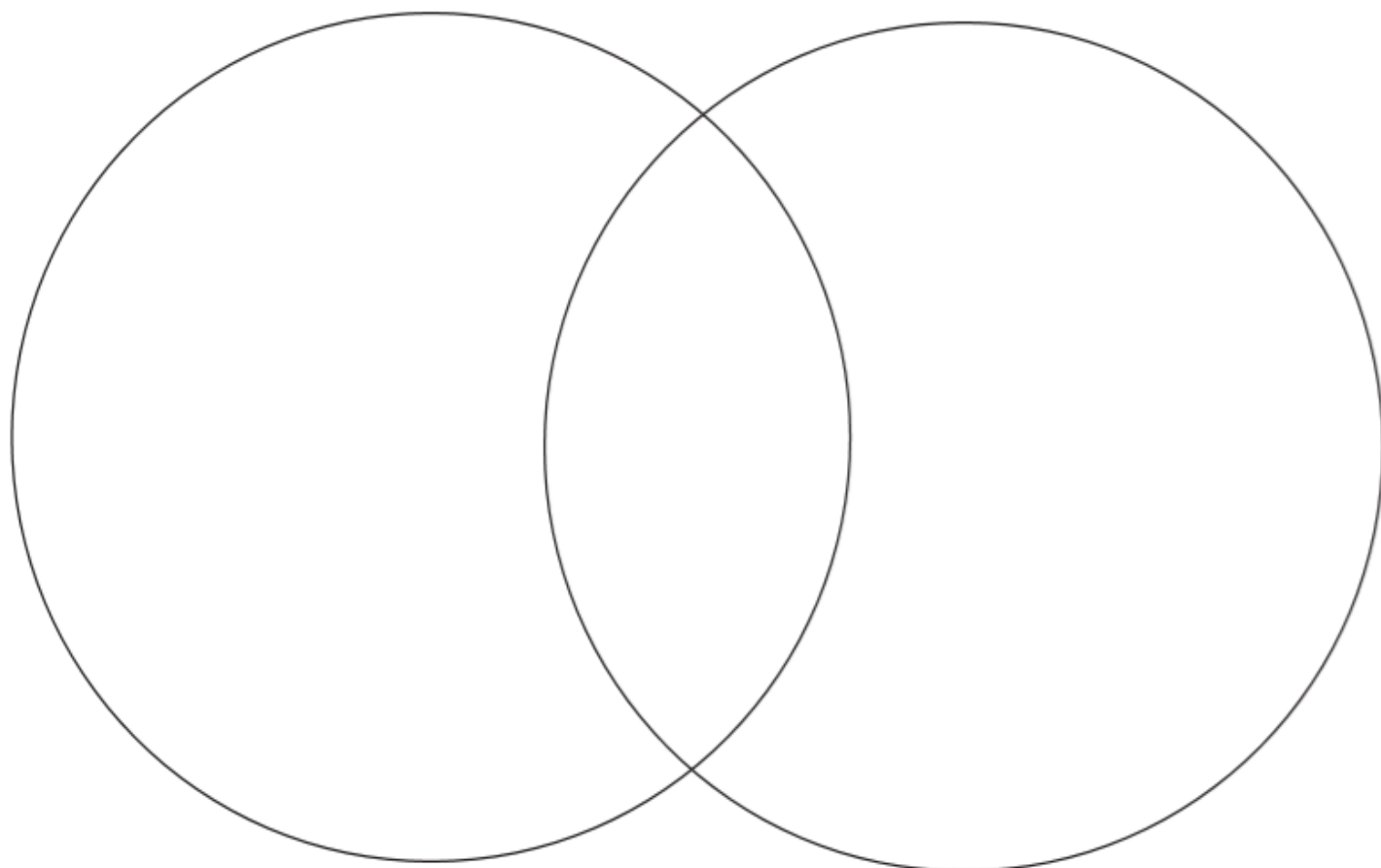
A. During the war, many mothers went to work.	D. Lessons were often disrupted and many children didn't achieve the expected standards in literacy and numeracy.	G. People looked after their clothes. They mended them when necessary, used clothing exchanges and made their own new clothes.
B. Food, including sweets, was rationed to ensure everyone got a fair and equal share.	E. There was no TV, so people listened to the radio, read comics and went to the cinema.	H. Not many toys were available. Board games and card games were popular. Children made their own toys and invented games.
C. Everyone was involved in saving and recycling materials.	F. Many families were separated. Fathers were away fighting. Children were evacuated from towns and cities and went to live with hosts in the countryside.	I. Older children went to work and younger children were expected to help out by salvaging materials and growing vegetables.

Second World War: historical enquiry

Look at all of the statements that you decided were not true of Britain today. Sort these into the Venn diagram below by thinking about whether this change has been good (positive), bad (negative), or whether the change was both good and bad or neither.

Positive (good) change

Negative (bad) change



[Back to page
before challenges](#)

DRINKS

GINGER BEER

1 gallon / 4.5 litres of boiled water

1 lb / 450g sugar

½ oz / 14g yeast

1 level teaspoon ground ginger

1 level teaspoon cream of tartar

METHOD

1. Put the yeast in a basin with 280ml water and 1 tsp of sugar. Stir and leave to stand until the yeast rises.
2. Put the boiled water, sugar, ginger and cream of tartar into a large jug. Once the water is lukewarm warm, stir in the yeast.
3. Leave to stand until cool, then skim well and bottle carefully. It will be ready for use in two days.

LEMONADE

3 lemons

2 oz / 55g granulated sugar

2 pints / 1.2 litres water

METHOD

1. Peel the rind from the lemons and cut them into 1cm slices.
2. Place the lemon rinds in a bowl and sprinkle the sugar over them. Let this stand for about an hour.
3. Boil the water and then pour over the sugared lemon rinds. Allow this mixture to cool and then strain.
4. Squeeze the lemons into another bowl. Pour the juice through a sieve into the sugar mixture. Stir well, pour into a jug and pop it in the fridge. Serve with ice.

SAVOURY SNACKS

CHEESE & MARMITE SWIRLS

12 oz / 340g plain white or wholemeal flour

4 oz / 115g margarine

4 oz / 115g strong cheddar cheese

2 eggs (or 7tbsp dried eggs)

1 teaspoon dried mustard powder

Salt and pepper

3 teaspoons of quick rise dried yeast

Marmite for spreading

METHOD

1. Mix together the flour, mustard powder, seasoning, yeast in a large bowl.
2. Break up the margarine and rub into the dry mixture, then add in the grated cheese.
3. Mix in the two beaten eggs and knead until a dough is formed.
4. Next, flour your work surface and rolling pin. Roll out the dough into an oblong shape about 1cm thick. You can make two smaller batches by breaking the dough in half.
5. Spread the Marmite across the dough sheet, then roll up into a long swiss roll shape and slice along with a sharp knife. This recipe makes about 30 swirls.
6. Place whirls on a greased baking tray, and brush with a little milk (optional) to glaze.
7. Place in the oven at gas mark 6 / 200 C for about 12-20 minutes.

SWEET TREATS

CARROT SCONES

12 tbsp self raising flour & 1 teaspoon baking powder – sifted together

2 tbsp butter (or margarine)

4 tbsp sugar

8 tbsp grated carrot

A few drops of vanilla essence

English Heritage Raspberry Preserve

METHOD

1. Pre-heat oven to gas mark 6 / 200°C. Grease a baking tray.
2. Leave the butter out so that it becomes nice and soft to work with - this makes it easier to mix in the sugar. Beat these until they are light and creamed.
3. Add in the grated carrot, a bit at a time. It won't look like the prettiest thing in the world – but stick with it. Add in the vanilla.
4. Slowly add the sifted flour. The more you beat, the more moisture the carrots will release to bind the mixture together. You will be left with a ball of sticky carrot-flecked dough.
5. Pinch and roll the desired amount between your hands. This recipe should make around 12 scones.
6. Place on baking tray and sprinkle with a little sugar (optional). Cook in the centre of the oven for about 20 minutes.
7. Once firm on top and at the sides, remove from the oven and cool before serving with raspberry preserve.

Food glorious food!

You can't have a street party without any food! Why not try these wartime recipes?

[Back to page](#)
[before challenges](#)

WARTIME CARROT COOKIES

2 tablespoons Sugar
4 tablespoons Grated Carrot
1 tablespoon Margarine
6 tablespoons Self Raising Flour
Few Drops Vanilla Essence

1. Cream the fat and sugar (saving a little sugar to use at the end) until light and fluffy.
2. Beat in the vanilla essence and carrot.
3. Fold in the flour.
4. Form mixture into small balls.
5. Place each ball on a baking tray and flatten gently. Sprinkle tops with sugar
6. Bake for 15 minutes at 180 or until golden.



POTATO SCONES

6 oz flour.
4 oz mashed potato.
1 teaspoonful baking powder.
 $\frac{1}{2}$ teaspoonful salt.
1 oz fat.
4-5 tablespoonfuls milk.

Method-Mix the flour and salt. Add the baking powder and work into the mashed potato. Rub in the fat. Blend to a soft dough with milk. Roll out to $\frac{1}{4}$ inch thickness. Cut into rounds. Brush the tops with milk. Bake on greased baking sheets for 15 minutes in a hot oven. For a sweet scone add 1 oz sugar.

SWEET POTATO CHOCOLATE SPREAD

2 tablespoonfuls mashed potato.
1 tablespoonful cocoa.
1 tablespoonful sugar.
Almond or vanilla flavouring.

Method; Mash the potato thoroughly, mix in the cocoa, sugar and flavouring. Use as a spread in place of jam.




Prue Leith's Muscovado Flapjacks



“This would not have been a common treat in WW2 since sugar and butter were severely rationed. But I thought, with lockdown making flour disappear from our grocery shelves, which it certainly did in the war too, and oats, then as now, being available, and most of us trying to cook with store cupboard ingredients, Flapjacks would fit the bill.”


1 Ingredients


 75g brown sugar

75 g muscovado sugar 

 150 g butter

275g porridge oats 

 1 heaped teaspoon ground cinnamon

 ½ teaspoon table salt



2 
Heat the oven to
180°C

3 Line a small roasting pan or deep baking tray with a piece of non-stick baking sheet (I use oven-liner, which is strong and re-usable).



4 Slowly melt the sugar and butter together in a medium sized saucepan. When liquid, stir in the oats, cinnamon and salt and spoon into the baking pan. Press down flat with the back of spoon and score through the mix to make twelve flapjacks.



6 Leave until warm then separate the flapjacks by scoring between them again and loosen the edges.

Bake for
20
minutes
until golden
and set

5

VE Day Party Menu

Starters:

Picture

Main:

Picture

Dessert(s):

Picture

Dress code:



[Back to challenges](#)

VE Day 75: Virtual tea party



VE Day 75: Virtual tea party cupcake recipe

Ingredients

- 110g/4oz butter or margarine, softened at room temperature
- 110g/4oz caster sugar
- 2 free-range eggs, lightly beaten
- 1 tsp vanilla extract
- 110g/4oz self-raising flour
- 1-2 tbsp milk
- For the buttercream icing
- 140g/5oz butter, softened
- 280g/10oz icing sugar
- 1-2 tbsp milk



Method

1. Preheat the oven to 180C/350F/Gas 4 and line a 12-hole muffin tin with paper cases.
2. Cream the butter and sugar together in a bowl until pale. Beat in the eggs a little at a time and stir in the vanilla extract.
3. Fold in the flour using a large metal spoon, adding a little milk until the mixture is of a dropping consistency. Spoon the mixture into the paper cases until they are half full.
4. Bake in the oven for 10-15 minutes, or until golden-brown on top and a skewer inserted into one of the cakes comes out clean. Set aside to cool for 10 minutes, then remove from the tin and cool on a wire rack.
5. For the buttercream icing, beat the butter in a large bowl until soft. Add half the icing sugar and beat until smooth.
6. Then add the remaining icing sugar with one tablespoon of the milk, adding more milk if necessary, until the mixture is smooth and creamy.
7. Spoon the icing into a piping bag with a star nozzle and pipe the icing using a spiralling motion onto the cup cakes in a large swirl.

[Back to challenges](#)

HOW TO DANCE THE LINDY HOP

SWING

The 'Lindy Hop' is a swing dance that originated in New York in the late 1920s and early 1930s. It gained popularity in the UK in the 1940s thanks to the American servicemen stationed here during the Second World War.

THE SWING OUT

The Swing Out is a cornerstone Lindy Hop move. It's danced in 8-counts and is a basic building block for other dance steps.

STEP 1

Rock step - take a step back with your full weight, then transfer the weight to your front foot while keeping it in place.

STEP 2

Triple step - take a step to your side. Bring your feet together. Take another step to your side.

STEP 3

Walk

STEP 4

Walk

STEP 5


Triple step



READY FOR MORE?

When you triple step, try to swing the rhythm three-a-four, or long-short-short





<https://www.english-heritage.org.uk/visit/inspire-me/ve-day/>

RAF Fighter Pilot

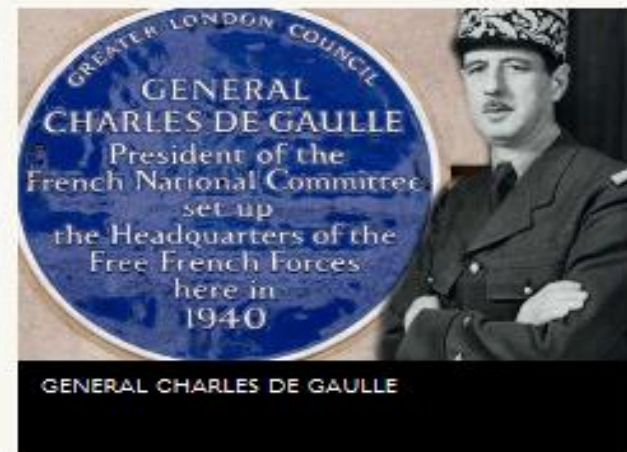
As Flight Commander in No.222 Squadron, Bader supported the Dunkirk evacuation. He was later captured and imprisoned at Colditz.

War Correspondent

Reported from France, England, Czechoslovakia, Finland and the Far East, even stowing away on a hospital ship to avoid detection.

Commander-in-Chief at Dunkirk

John Vereker, 6th Viscount Gort, commanded the British Expeditionary Force which was evacuated from Dunkirk under Operation Dynamo.



Pilot, Leader of the Dambusters Raid

Wing Commander Guy Gibson led the famous Dambusters Raid that used a specially-designed 'bouncing bomb' to target German dams in May 1943.

Secret Agent

Operative for the French section of the Special Operations Executive and the first British woman to be awarded the George Cross.

Post-War French Leader

Provisional leader of France from 1944 to 1946 in the aftermath of German occupation, helping the country to form a new government.

[Back to page](#)
[before](#)

Date: 8th May 1945

Dear Diary...

Picture of our VE Day celebrations

Love from

Aircraft of the Battle of Britain

During the Battle of Britain, the German air force (Luftwaffe) used small fighter planes to escort and protect their larger bombers. The most efficient fighter plane that they used was the Messerschmitt Bf 109.

The British Royal Air Force (RAF) had its own fighter planes, which it used to attack the German planes. The most famous British fighter plane, which took part in the Battle of Britain, was the Spitfire.

Complete the following activity in pairs:

- The two cards on the next page contain details about the Messerschmitt Bf 109 and the Spitfire. Take one card each.
- Take it in turns to pick a category and read out that information for your plane. Compare the data. For example, whose plane is fastest, lightest, or has the longest flight range?
- Discuss whether each feature would have been an advantage or disadvantage during the Battle of Britain and why.
- Once you have compared all the features, decide whether one of the planes would have been better than the other or whether they were evenly matched.
- Turn to the final page to see if you were correct.



[Back to page
before challenges](#)

Aircraft of the Battle of Britain

Spitfire (Mark I)



Air force: British Royal Air Force (RAF)
Crew: 1
Engine: 1030 horsepower
Fuel injection: no (the engine would cut out in a vertical dive)
Length: 9.1 m
Wingspan: 11.2 m
Weight: 2651 kg
Wing shape: elliptical
Max. speed: 580 km/h
Max. altitude: 9300 m
Flight range: 668 km
Weapons: machine guns

Messerschmitt Bf 109



Air force: German air force (Luftwaffe)
Crew: 1
Engine: 1175 horsepower
Fuel injection: yes (the engine continued to work during extreme manoeuvres)
Length: 8.9 m
Wingspan: 9.9 m
Weight: 2060 kg
Wing shape: trapezoid
Max. speed: 550 km/h
Max. altitude: 11,000 m
Flight range: 660 km
Weapons: machine guns and cannons

Comparing the planes

The Messerschmitt Bf 109 and Spitfire were actually very evenly matched.

Both had advantages and disadvantages. For example, the Bf 109 was better than the Spitfire when flying at an altitude below 4600m, and the Spitfire was better than the Bf 109 above that height.

The spitfire could turn faster, but the Bf 109 could go straight into a dive (the Spitfire had to roll first, which wasted valuable time).

The outcome of a battle was normally decided by how much experience the pilot had, tactics and the number of planes involved.

In the Battle of Britain, 1023 Spitfires were lost and 1887 Bf 109s were lost.

The clever designs of both planes allowed them to be upgraded with new engines, equipment and weapons as they became available. This meant that as the Second World War progressed, both the Spitfire and the Bf 109 evolved, becoming faster, more powerful and more heavily armed.



[Back to page](#)
[before challenges](#)

<https://www.forces-war-records.co.uk/prisoners-of-war-of-the-japanese-1939-1945>

SOURCE 1

After VE Day, the war was still being fought in the Pacific and Prisoners of War (POWs) continued to be held on all sides.

Many POWs would have been unaware of VE Day at the time and would have only learned about it at a later date.



SOURCE 2

Charles Cleal remembers his traumatic three years as a Prisoner of War in Singapore. He remained a prisoner on VE Day and was only released when the war ended with Japan's surrender in 1945.

"I was on one of the last boats out of Singapore. I felt lucky to be alive, but I found it hard to adjust to civilian life. I was restless, couldn't settle. Prisoner of War life changes you."

Charles Cleal, speaking to the Guardian, September 2007

PUT YOURSELF IN THE SHOES OF A PRISONER OF WAR ON VE DAY:

01. What experiences might they have had during the War?

02. How would they have felt on VE Day?

Happy Sad Afraid Uncertain Relieved Hopeful

Other:

GIVE SOME REASONS WHY:

03. How would they want their life to be different after VE Day?

04. How might they want people to remember VE Day in the future?

THROUGH THEIR EYES:

A BRITISH CHILD

BAS

[Back to page before challenges](#)

<https://www.iwm.org.uk/history/growing-up-in-the-second-world-war>

SOURCE 1

The day before VE Day – and a few days before her 13th birthday – Betty Allen received a telegram saying her father had been killed.

“It didn’t seem fair that he had gone through the war and right at the very end he had to lose his life.

We were thinking he would be coming home soon,” she said. “It felt dreadful. I really didn’t know what to do.”

Betty Allen, speaking to BBC Radio Sheffield.



GIVE SOME REASONS WHY:

03. How would they want their life to be different after VE Day?

04. How might they want people to remember VE Day in the future?

PUT YOURSELF IN THE SHOES OF A BRITISH CHILD ON VE DAY:

01. What experiences might they have had during the War?

02. How would they have felt on VE Day?

Happy Sad Afraid Uncertain Relieved Hopeful

Other: