


# Maths - Time

This week we will be focusing on reading and telling the time. Look at the poster below to help you with the following activities.



# Maths - Time

First, we will be focusing on o'clock, half past, quarter past and quarter to.  
Write down the time each clock is showing in your Ideas Book.




\_\_\_\_\_




\_\_\_\_\_



\_\_\_\_\_




\_\_\_\_\_



\_\_\_\_\_



\_\_\_\_\_




\_\_\_\_\_



\_\_\_\_\_




\_\_\_\_\_



\_\_\_\_\_




\_\_\_\_\_



\_\_\_\_\_

# Maths - answers




3 o'clock



half past 4



quarter past 2




half past 10



7 o'clock




quarter to 7




half past 12



quarter to 10




half past 3



quarter past 8



quarter to 9



9 o'clock

# Maths - Time

Next, we will be focusing on telling the time to half past. Write down the time each clock is showing in your Ideas Book.



E.g. 10 minutes past 2.



# Maths - answers



E.g. 10 minutes past 2.

---



Half past 9.

---



5 minutes past 12.

---



10 minutes past 4.

---



25 minutes past 7.

---



20 minutes past 11.

---



10 minutes past 12.

---



Quarter past 10.

---



25 minutes past 11.

---

# Maths - Time

Finally, we will be focusing on telling the time half past onwards. Write down the time each clock is showing in your Ideas Book.



E.g. 10 minutes to 2.

---





# Maths - answers



**E.g. 10 minutes to 2.**

---



**9 o'clock.**

---



**5 minutes to 12.**

---



**10 minutes to 4.**

---



**25 minutes to 8.**

---



**20 minutes to 12.**

---



**5 minutes to 1.**

---



**Quarter to 10.**

---



**25 minutes to 12.**

---