

Year 3 Home learning pack

4.5.2020

The majority of Year 3 work will be posted on Seesaw.

However, on the website and in this home learning pack you will find:

- An assertive mentoring test
- Spellings lists and activities
- A grammar hammer
- A 'James and the Giant Peach' reading comprehension.
- A shape activity.

Other learning activities:

Check out Seesaw! There's plenty of activities on there for you to choose from—don't feel that you have to do them all.

Read a book with your child. Take at least 15 minutes per day to do this. You can ask questions, act out scenes from the book or imagine what could be happening in a character's head.

Do some exercise. Get Joe Wicks on, go for a walk, go on a bike ride or work out in the garden. Do whatever feels good for you!

Learn 'life skills'. Practise cooking, tidy the house, change a bed, learn about money, have a go at writing emails etc.

Write a letter. Writing a letter to a family member, friend or even the teacher at school is a great way to get writing into the daily routine. To save on stamps and to get a walk in, you could post the letter by hand.

Check through work together. This is a particularly good activity with grammar hammer and assertive mentoring as you can talk about and learn from the mistakes to get them right next time! Email ARHYear3@aldermanrichardhallam.leicester.sch.uk if you'd like any help.

Don't forget wellbeing. The most important thing to us as a school is that you're safe and happy at home. Make time to do the things that you enjoy: watch a film, play a game, dance around the house, paint, eat nice food... whatever it is that makes you smile!

Look and say	Look, say and write	Cover and write	Check and write again
accident			
actual			
address			
answer			
appear			

Fill in the missing word.

1. I dropped the cup, but it was an _____.
2. I _____ to have got odd socks on!
3. I know the _____ to the question.
4. My _____ is 31 High Street.
5. This is the _____ toy from the film!

Write your own sentences using:

1. accident 2. actual 3. address 4. answer 5. appear

Look and say	Look, say and write	Cover and write	Check and write again
arrive			
believe			
bicycle			
breath			
breathe			

Fill in the missing word.

1. I got a new _____ for my birthday.
2. I can't _____ through my nose with this cold!
3. What time did you _____ at the party?
4. I can't _____ I won the raffle!
5. I can see my _____ because it is so cold.


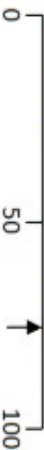




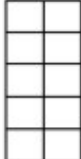

Write your own sentences using:

1. arrive 2. believe 3. bicycle 4. breath 5. breathe

Name: _____

Date: _____

Class/Group: _____

A: Place Value, Add and Subtract		B: Multiply, Divide and Fractions		C: Measure and Geometry	
1. What is the missing number? 0 50 100 150 <input type="text"/> 250	3:1	11. $24 \div 8 =$	3:10	23. The jug holds $1\frac{1}{2}$ litres of liquid. If the jug is half full, how many millilitres does it contain? 	3:19
2. What is the 4 worth in this number? 924	3:2	12. $6 \times 8 =$	3:10	22. Tom bought 5 cans of pop that were 40p each. How much did they cost in total?	3:21
3. Write this number in words. 261	3:3	13. $13 \times 4 =$	3:11		
4. Estimate the labelled number? 	3:4	14. I buy 9 packs of balloons. I have 99 balloons. How many are in each pack?	3:12		
5. Write a number that is bigger than 592 using the same three digits.	3:5	16. Circle $\frac{3}{10}$ of the marbles. 	3:13	23. What time does this clock show? 	3:22
6. $612 - 10 =$	3:6	16. What fraction is shaded? 	3:14	24. How many right angles make three quarters of a turn? 	3:27
7. $326 - 78 =$	3:7	17. What is $\frac{1}{5}$ of 30?	3:15		
8. Circle the best estimate to $52 + 179$ 220 230 240 250	3:8	18. This shape is in tenths. Shade in $\frac{3}{5}$. 	3:16		
9. Use $46 + 27 = 73$ to help solve: $730 - 270 =$ <input type="text"/>	3:9	19. Add the $\frac{3}{8} + \frac{2}{8}$ fractions.	3:17	25. Draw a horizontal line on the grid. 	3:28
10. What is the missing number? $213 - \square = 149$	3:9	20. Write the smallest fraction. $\frac{1}{9}$ $\frac{1}{7}$ $\frac{1}{4}$ $\frac{1}{6}$	3:18		
Total (A)		Total (B)		Total (C)	
Test Total (A+B+C)		R (0-9)	Y (10-19)	G (20-25)	

Name: _____

Class: _____

Date: _____

1. Underline the prefix which forms a noun when added to the given word (in bold).				2. Underline the prefix which will give the word below the opposite meaning.			
sub-	anti-	post-	way	un-	dis-	mis-	agree
3. Underline the correct homophone to use in this sentence.				4. Underline the correct homophone to use in this sentence.			
Roast beef is my favourite (meet / meat).				My (sun / son) is called David.			
5. Underline the word with the correct spelling.				6. Underline the word with the correct spelling.			
father	farfer	farver		muvor	muther	mother	
7 and 8. Number the words to put in alphabetical order. You may need to use the first, second or even third letter of the word.							
purse		quiet		quote		quarter	

9. Underline the synonyms for the word in bold to make a word family.				
difficult	work	tricky	hard	complicated
10. Underline the best conjunction to make a complex sentence.				
She took lots of photographs (wherever / whether / whereas) she went.				
11. Rewrite the sentence so that it starts with the subordinate clause . Part of it has been done for you.				
,she took lots of photographs.				

12. Underline the best verb to complete the sentence.		13. Underline the best verb to complete the sentence.	
I (saw / seen) the ducks at the park.		I have (saw / seen) the ducks at the park.	
14. Write the past tense of this verb.		15. Write the past tense of this verb.	
shine		begin	
16. Underline the best preposition to complete this sentence.			
The magician turned the scarf _____ a rabbit.			(into/near/against)
17 and 18. Underline the fronted adverbials that help tell us more about when an action happened.			
Sadly,	Happily,	Later on,	Earlier that day,
19 and 20. Underline the word (determiner) which goes before a noun starting with a consonant or a vowel sound.			
a / an	chance	a / an	circle
21. Underline the main clause in this sentence.			
Unless you come down, there will be no tea for you.			
22 and 23. Punctuate the sentences using the apostrophe (') to show contraction or possession.			
The flower s petals were bright red.		"I v e got K a t i e s book bag," said Dan.	
24 and 25. Punctuate the direct speech in these sentences using inverted commas (speech marks " ").			
Why are you upset? enquired Lily.		Are you lost? she continued.	

Total:		Red (0 – 9)	Yellow (10 – 19)	Green (20 – 25)
---------------	--	-------------	------------------	-----------------

To answer reading comprehension questions by deducing and inferring information.

L.O. Read the extract. Read the question. Highlight the 'find it' answer. Write the answer in a sentence.

'Good gracious me!' Aunt Spiker said, 'What's that awful noise?'

Both women swing round to look. The noise, of course, had been caused by the peach crashing through the fence that surrounded it, and now, gathering speed every second, it came rolling across the garden towards the place where Aunt Sponge and Aunt Spiker were standing.

The gaped. They screamed. They started to run. They panicked. They both got in each other's way. They began pushing and jostling and each one of them was thinking only about saving herself. Aunt Sponge, the fat one, tripped over a box that she'd brought along to keep the money in and fell flat on her face.

Write the answers in full sentences:

1. What did the peach crash through?
2. What was the peach rolling towards?
3. Write 3 things that the Aunts did when they saw the peach rolling.
4. Which Aunt tripped over a box?
5. What had the Aunt brought the box along for?
6. What did Aunt Sponge fall on?

Shape Sheet

Remember to LABEL your shape next to your drawing!!

Draw a shape that has 4 equal sides.

Draw a shape that has 3 equal sides.

Draw a shape that has four corners.

Draw a shape that has no corners.

Draw a shape that has five sides.

Draw a shape that has six corners.

Draw a shape that has three corners.

Draw a shape that has one face.

Draw a pattern using 4 squares and 4 triangles. Count all the corners.

Draw a pattern using 2 squares, 2 triangles and two circles.
Count all the corners.