

Year 3 Home learning pack

15.6.2020

The majority of Year 3 work will be posted on Seesaw.

However, on the website and in this home learning pack you will find:

- An assertive mentoring test
- Spellings lists and activities
- A grammar hammer
-

Other learning activities:

Check out Seesaw! There's plenty of activities on there for you to choose from—don't feel that you have to do them all.

Read a book with your child. Take at least 15 minutes per day to do this. You can ask questions, act out scenes from the book or imagine what could be happening in a character's head.

Do some exercise. Get Joe Wicks on, go for a walk, go on a bike ride or work out in the garden. Do whatever feels good for you!

Learn 'life skills'. Practise cooking, tidy the house, change a bed, learn about money, have a go at writing emails etc.

Write a letter. Writing a letter to a family member, friend or even the teacher at school is a great way to get writing into the daily routine. To save on stamps and to get a walk in, you could post the letter by hand.

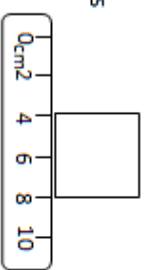
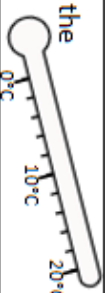
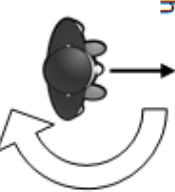

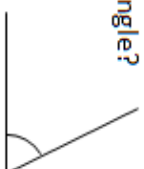
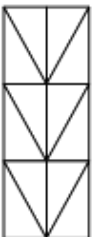

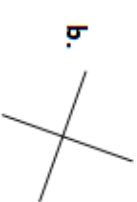
Check through work together. This is a particularly good activity with grammar hammer and assertive mentoring as you can talk about and learn from the mistakes to get them right next time! Email ARHYear3@aldermanrichardhallam.leicester.sch.uk if you'd like any help.

Don't forget wellbeing. The most important thing to us as a school is that you're safe and happy at home. Make time to do the things that you enjoy: watch a film, play a game, dance around the house, paint, eat nice food... whatever it is that makes you smile!

Name: _____

Date: _____

Class/Group: _____

A: Place Value, Add and Subtract		B: Multiply, Divide and Fractions		C: Measure and Geometry	
1. What is 10 less than this number? 106	3:1	11. $64 \div 8 =$	3:10	23. How many grams are there in 2 and a half kilograms?	3:19
2. What is the 6 worth in this number? 962	3:2	12. $6 \times 4 =$	3:10		
3. Write < or > to make this correct: 245 <input type="text"/> 254	3:3	13. $32 \times 2 =$	3:11	22. What is the perimeter of this square? 	3:20
4. Show 8°C on the thermometer. 	3:4	14. There are 3 girls for every 2 boys. If there are 10 boys, how many girls?	3:12		
5. Make the largest number possible using the digits 6 3 and 8.	3:5	15. What is one tenth of 12?	3:13	23. Ian turns through half a turn. How many degrees has he turned through? 	3:26
6. $299 + 1 =$	3:6	16. Circle $\frac{5}{7}$ of the marbles. 	3:14		
7. $389 - 237 =$	3:7	17. What is $\frac{2}{5}$ of 25?	3:15	24. Is this angle bigger or smaller than a right angle? 	3:27
8. Circle the best estimate to 119 - 58: 60 70 80 90	3:8	18. $\frac{4}{12} = \frac{?}{3}$ 	3:16		
9. A school has 700 tickets to sell for a play. They sell 537. How many left?	3:9	19. Add the fractions. $\frac{2}{7} + \frac{4}{7}$	3:17	25. Which pair of lines are perpendicular? a.  b. 	3:28
10. What is the missing number? $33 + \square - 24 = 27$	3:9	20. Write the largest fraction. $\frac{1}{5} \quad \frac{1}{3} \quad \frac{1}{4} \quad \frac{1}{2}$	3:18		
Total (A)		Total (B)		Total (C)	
Test Total (A+B+C)		R (0-9)	Y (10-19)	G (20-25)	

Name: _____

Class: _____

Date: _____

1 and 2. Underline the prefix which forms a noun when added to the given word (in bold).

fore	over	sub	cast	fore	over	sub	zero
3. Underline the correct homophone to use in this sentence. Do not (<u>waist</u> / waste) food.				4. Underline the correct homophone to use in this sentence. I have a (<u>quest</u> / guessed) in class today.			
5. Underline the word with the correct spelling. asked <u>askt</u> <u>askd</u>				6. Underline the word with the correct spelling. <u>scool</u> <u>skool</u> school			
7 and 8. Number the words to put in alphabetical order. You may need to use the first, second or even third letter of the word.							
night			nice			nine	

9. Underline the words which belong in the same word family.

gnarl	gnash	grand	gnaw	gnome
10. Write a conjunction to connect the two main clauses (or sentences) into a compound sentence. Liam asked if he could have some money _____ he could buy a new game.				
11. Write a sentence opener which will create a complex sentence. _____ <u>he</u> could buy a new game, Liam asked for some money.				

12. Underline the best verb to complete the sentence.

I (wore / worn) my new shoes.

13. Underline the best verb to complete the sentence.

I have (wore / worn) my new shoes.

14. Write the past tense of this verb.

drink

15. Write the past tense of this verb.

sing

16. Underline the best preposition to complete this sentence.

The football team trained _____ two hours.

(at/for/until)

17 and 18. Underline the fronted adverbials that help tell us more about why an action happened.

Luckily,

For that reason,

However,

So that...

19 and 20. Underline the word which goes before a noun starting with a consonant or a vowel sound.

a / an

pencil

a / an

island

21. Underline the subordinate clause in this sentence.

He drew back the bow and shot his arrow into the air, missing the target.

22 and 23. Punctuate the sentences using the apostrophe (') to show contraction or possession.

Jack's name was not on Mary's list.

Don't talk in Mrs May's class.

24 and 25. Punctuate the direct speech in these sentences using inverted commas (speech marks " ").

The pens are in the pot, explained Joe.

Shall I get you one? he continued.

Total:

Red (0 – 9)

Yellow (10 – 19)

Green (20 – 25)

Look and say	Look, say and write	Cover and write	Check and write again
interest			
island			
knowledge			
learn			
length			

Fill in the missing word.

1. I love to _____ new things.
2. What is the _____ of the ruler?
3. My _____ of dinosaurs is very good.
4. I went to the _____ of Crete for my holidays.
5. There is a lot of _____ in the new computing club.

Write your own sentences using:

1. interest 2. island 3. knowledge 4. learn 5. length

Look and say	Look, say and write	Cover and write	Check and write again
library			
material			
medicine			
mention			
minute			

Fill in the missing word.

1. I like to visit my local _____ and borrow books.
2. My coat is made of waterproof _____ .
3. I take _____ when I am poorly.
4. I forgot to _____ that I am going swimming after school.
5. It will only take a _____ to tidy up.

Write your own sentences using:

1. library 2. material 3. medicine 4. mention 5. minute

What is fingerspelling?

Fingerspelling is a way of spelling words using hand movements and is a part of learning sign language. Each letter of the alphabet has a different sign. British Sign Language (BSL) uses a two-handed version, whereas others, such as American Sign Language (ASL) use only one.



Why should we learn it?

It would be wonderful if all children were taught to fingerspell. Firstly, it can be picked up very quickly and is great fun! Everyone loves the idea of secret codes and this is like learning a code. The vowels, for example, are indicated by pointing to each finger in turn, starting with the thumb – a, e, i, o, u.

Secondly, it is a new and different way to learn the alphabet and practise spelling. Children will have better understanding of the fact that words are made up of vowels and consonants.

Last, but not least, children will be able to communicate in a small way with a deaf or hearing impaired person and would better appreciate the communication difficulties they face.

Fingerspelling is only a part of learning sign language, but getting children to try it might encourage them to want to know more.

Questions:

1. What is fingerspelling?

.....

2. What does the acronym BSL stand for?

.....

3. Name the 5 vowels in the English language.

.....

4. What are the final 5 consonants in the alphabet?

.....

5. Look carefully at the fingerspelling alphabet opposite. First, practise signing your name then try other words and perhaps a whole sentence.



BRITISH SIGN LANGUAGE - FINGERSPELLING



british-sign.co.uk

LEARN BRITISH SIGN LANGUAGE ONLINE AT
WWW.BRITISH-SIGN.CO.UK

It can help us in lots of areas of maths if we can quickly recall our multiplication facts.

Let's get practising our 3x, 4x, 6x and 8x table!

3x



1	x	3	=	3
2	x	3	=	6
3	x	3	=	9
4	x	3	=	12
5	x	3	=	15
6	x	3	=	18
7	x	3	=	21
8	x	3	=	24
9	x	3	=	27
10	x	3	=	30
11	x	3	=	33
12	x	3	=	36

4x




1	x	4	=	4
2	x	4	=	8
3	x	4	=	12
4	x	4	=	16
5	x	4	=	20
6	x	4	=	24
7	x	4	=	28
8	x	4	=	32
9	x	4	=	36
10	x	4	=	40
11	x	4	=	44
12	x	4	=	48

6x



1	x	6	=	6
2	x	6	=	12
3	x	6	=	18
4	x	6	=	24
5	x	6	=	30
6	x	6	=	36
7	x	6	=	42
8	x	6	=	48
9	x	6	=	54
10	x	6	=	60
11	x	6	=	66
12	x	6	=	72

8x



1	x	8	=	8
2	x	8	=	16
3	x	8	=	24
4	x	8	=	32
5	x	8	=	40
6	x	8	=	48
7	x	8	=	56
8	x	8	=	64
9	x	8	=	72
10	x	8	=	80
11	x	8	=	88
12	x	8	=	96