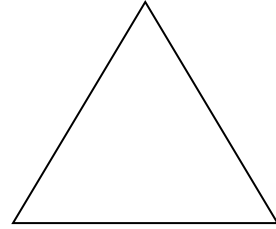




Finding Half - Shapes



Today we are learning how to find half of shapes! Remember, half means splitting it into two equal pieces. Some shapes have lots of ways to find half, but some only have one! I have put some shapes around this page for you to practise halving. The first one has been done for you! You can either print this sheet or draw some shapes for yourself on some paper. Try to use a ruler or something with a straight edge to help you find half! Once you have drawn your half line, see if you can colour half of the shape in! (P.S If you are up for a challenge, see how many ways you could half each shape!)

