

Year 1 Curriculum Letter - Autumn Half Term 1 - 2019

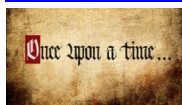
Our theme for Autumn Term One is:

Twisted Tales

Our main focuses are:

- Exploring a variety of fairy tales and traditional stories.
- Learning about maps and how to look for the features on them.
- How to follow simple maps of our school.
- Using our imagination to create our own fairy tale character.
- Using simple instructions to control a beebot.

Our theme will last for: 6 weeks.



English:

In English we will be exploring a variety of fairy tales and traditional stories. We will focus on one story each week and cover a different text type for each story we read. For our Novel Study book, we will be reading 'Once Upon a Wild Wood' by Chris Riddell.

Week 1- It's Positive Emotions week! We will be learning all about the emotion 'gratitude' and thinking about who we are thankful for.

Week 2- In week 2 we will be reading the story of 'Little Red Riding Hood' and using pictures to help us re-order the story. Maybe you could act out the story at home?

Week 3- In week 3 we will be writing instructions to help 3 Little Pigs who need to build a house! What would you use to build a house?

Week 4- In week 4 we will be using our imagination to think about the meadow on the other side of the river that the 3 Billy Goats Gruff would like to get to. What would be your idea of a perfect place be?

Week 5- In week 5 we will be reading the story of 'Goldilocks and the Three Bears'. Poor Goldilocks is feeling bad about eating the bears' porridge! We are going to help her write a letter to say sorry.

Week 6- In week 6 we will be looking at all the characters we met in our Novel Study. Try and write a letter to one of the characters. We could help them by writing a letter to say sorry.



Mathematics:

We will be learning about a variety of different disciplines in Mathematics this half term. If you would like to help your child practise these at home, please look at our Calculation Policy on the school website.

Week 1- We will be learning all about numbers and seeing how far we can count! Can you practise using counting songs on Youtube?

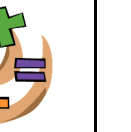
Week 2- This week will be all about finding one more and one less than a number. We will need to think about how to count backwards and forwards to help us out!

Week 3- We will be looking at addition, subtraction and equals symbols and understanding what they mean when we use them in a number sentence. Can you write some number sentences at home?

Week 4- We will be looking at all the different ways we can solve addition and subtraction problems this week. What would you use to support you?

Week 5- We will be learning our number bonds to 20 and how we can use them. What would you add to 15 to make 20?

Week 6- We will be having lots of fun exploring shapes this week! We be naming lots of different 2D and 3D shapes. We can use them to create pictures.



Personal, Social and Emotional Development (P.S.E.D.) & RE

We will be following the 'No Outsiders in Our School' scheme this year. This half term our lessons will be based on the book 'Elmer'. We will:

- think about how we are different than our friends.
- think about how we can welcome people who are different.
- consider how it feels to be different.

Computing (previously called I.C.T.)

We will be:

- Using commands to control a screen turtle.
- Creating simple instructions.
- Using the words 'debug' and 'algorithm' when describing a simple set of instructions.



Understanding the world (Science/Geography/History)

This will include:

- Using locational and directional language to look at where physical objects are in our surrounding area.
- Looking at our local area and the features within it.
- Locating objects on simple maps and following them to find said objects.
- Making our own pictorial maps of our local area.



Behaviour and Safety

This half term we will be focussing on our school Golden Rules and thinking about why they are important. We will be thinking about what rewards we get for following our Golden Rules and what might happen if no-one followed them.

Expressive Art and Design

Here we will be giving the children a range of opportunities to develop their creative skills as well as helping them plan, design and evaluate their own work.

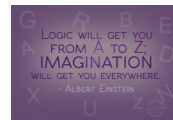
Activities will include:

- Using our imagination to help design our own fairy tale character.
- Creating structures using a variety of different objects.
- Using paint to create imaginary landscapes.
- Collaging scenery for our own story boards.



Communication and language

The role play and the small world area will be used to encourage children to use new vocabulary, their imagination and team work skills as well as developing their story telling skills. We will also be focussing on retelling traditional stories using the correct language.



Physical Development (P.E.)

Our P.E. lessons this half term will be focussing on developing our fundamental movements. These will include running, jumping, climbing, throwing and catching. We will be practising these movements and playing a variety of games to apply these skills.



Shared home learning:

Please spend 10 minutes, as a minimum, reading with your child everyday. This will really help support your child's success in reading. Homework will continue to be a half termly project. Homework projects will be given on a half termly basis following the whole school initiative. More information on this half term's project will be given separately. We will also be sending home spellings every week on a Friday. Please spend some time practicing these spellings as the children will be tested on their spellings the Friday after they receive them. As our P.E. day changes from time to time, please bring your child's P.E. kit on a Monday and leave it in school for the whole week. We would also like to remind you that children will not be allowed to take part in P.E. sessions if they are wearing earrings.

We will be holding a Parent Meeting on **Thursday 12th September 2019 at 3:15pm** to discuss the Year 1 curriculum and answer any questions you may have.

