

Our theme for Spring Term is:

## Beasts & Wild Things

Our main focuses are:

- Learning about dinosaurs
- Exploring volcanoes and the animals of the ice age
- Learning about extinct animals and wild animals around the world
- Exploring different changes and materials such as ice and water



Our theme will last for:

6 weeks and 3 days.

Literacy

Within Literacy and during free flow we will be focussing on:


- The number of syllables in names and objects and having a go at recognising them and clapping them out,
- Developing our imaginations and stories through small world play,
- Strengthening our fine motor muscles ready for writing through using tweezers, threading and taking bottle tops on and off,
- Talking about stories we have heard in more depth and being able to answer questions about them,
- Giving more detail to our pictures,
- Exploring different forms of mark making.



Mathematics

Within Mathematics and during free flow we will be:

- Looking at different patterns around us,
- Looking at repeating patterns,
- Having a go at making repeating patterns and correcting them,
- Counting out different amounts and saying how many there are,
- Counting in order and marching numerals to quantities,
- Counting in different contexts such as when building towers,
- Exploring bones and comparing their sizes.



Personal, Social and Emotional Development (P.S.E.D)

In this topic we will be:

- Learning about rules and why they are important
- Learning about the NSPCC's PANTS campaign



Behaviour and Safety

We will be continuing to look at the Golden Rules in our school and classroom.

We will be thinking about how to keep ourselves safe and learning that our bodies belong to us by listening to the NSPCC's PANTS campaign song. More information will be shared next term.



Understanding the world (Science/Geography/History)

In our topic lessons and during free flow we will be:

- Learning about dinosaurs, looking at their size and differences and having a go at describing them,
- Looking at changes such as freezing and melting and exploring this for ourselves,
- Exploring volcanoes and making our own to talk about the changes that happen,
- Looking at different types of wild animals and comparing their similarities and differences and learning new vocabulary like predator,
- Exploring bones.



Expressive Art and Design

We will be focusing on:

- Using our imagination to create elaborate small worlds,
- Using our imaginations in the role play and small world play areas,
- Exploring steady beats in songs,
- Using our imaginations to create different representations of dinosaurs and beasts.



Communication and language

The role play and the small world area will be used to encourage children to use new vocabulary, their imagination and to play co-operatively with others.

The children will have a range of opportunities to listen to and read stories, talking about what they have read and what they can see in the pictures.

This half term we will also be focussing on developing our imaginations when creating more elaborate role play and stories. We will want to see children being able to talk more extensively about stories they have heard.

Physical Development

We will be focusing on using alternate feet to climb stairs and apparatus as well as strengthening our finger and wrist muscles.

Shared home learning:

Learning at home is just as important as learning at school. There are a range of ways to support your child's learning including, reading stories together, going on walks and talking about what they can see or singing songs.

Have a go at building a large rainforest and including dinosaurs, or wild animals. Encourage your child to talk about the story they are telling and what they have made.

During this half term, you could take your child to New Walk Museum to look at the dinosaurs and animals. You could take photos or draw a picture of what you saw and bring it in for show and tell.

Please keep a look out on Seesaw for any other home learning activities that might be on there.

